



HARRIMAN

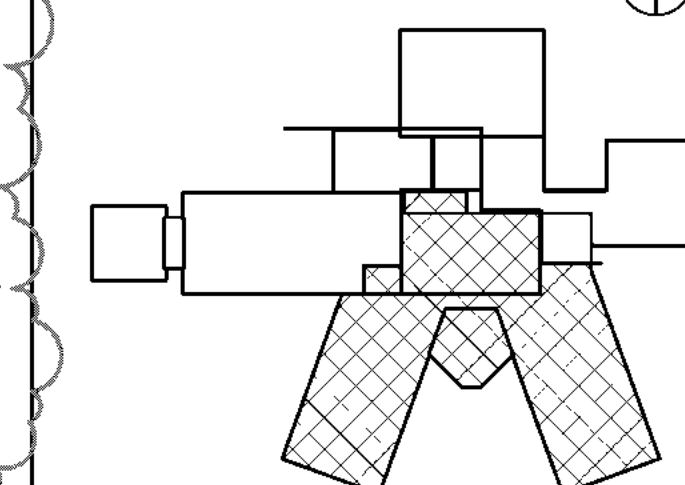
AUBURN PORTLAND PORTSMOUTH BOSTON

**DOVER SCHOOL DISTRICT
GARRISON ELEMENTARY
SCHOOL
RENOVATIONS &
ADDITIONS - PHASE I**

DOVER, NEW HAMPSHIRE

Harriman Project No. 15618

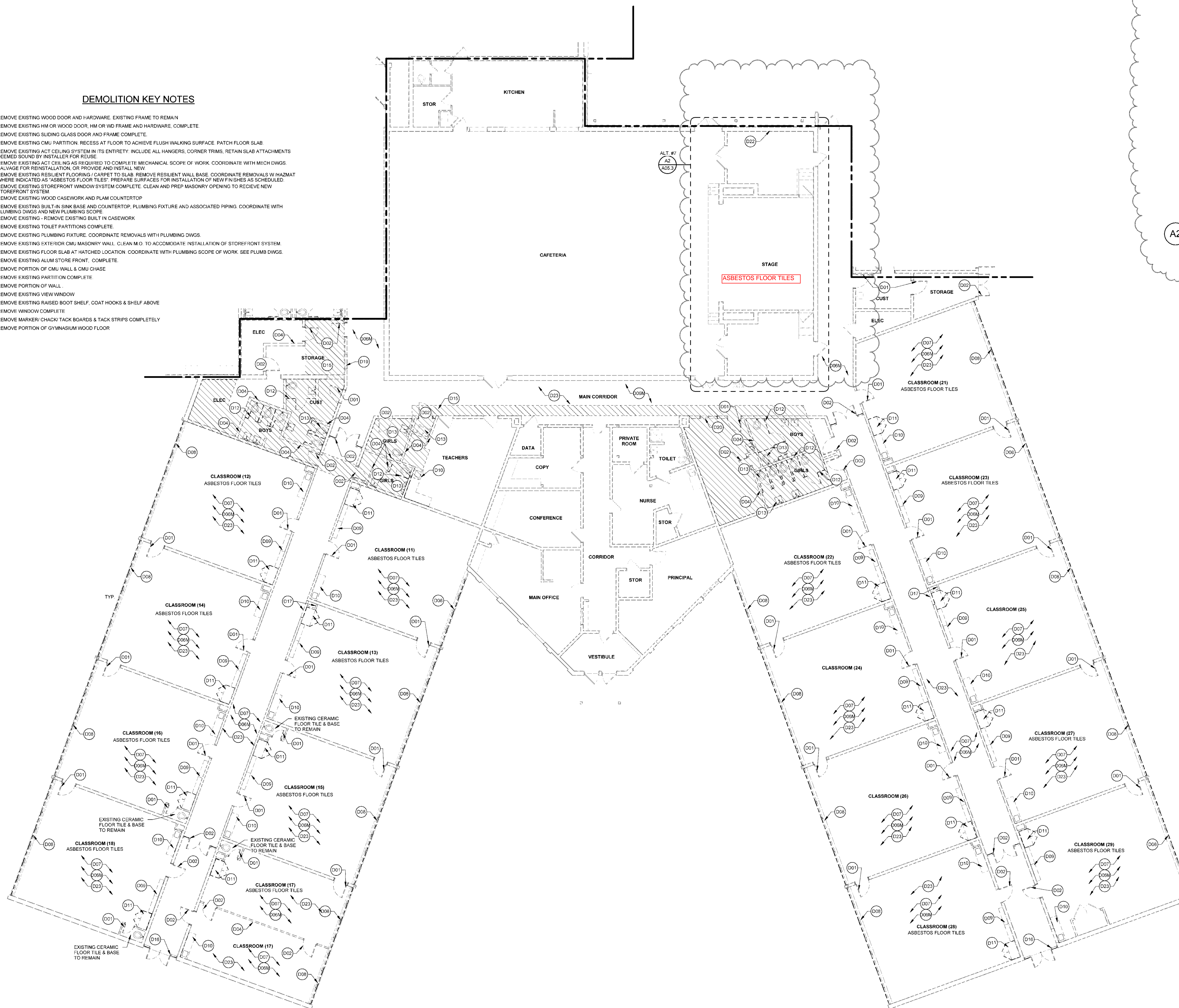
Key Plan Proj North



A2 ALTERNATE #7 - STAGE DEMO
SCALE: 1/8" = 1'-0"

DEMOLITION KEY NOTES


- D01 REMOVE EXISTING WOOD DOOR AND HARDWARE. EXISTING FRAME TO REMAIN
- D02 REMOVE EXISTING HM OR WOOD DOOR, HM OR WD FRAME AND HARDWARE. COMPLETE
- D03 REMOVE EXISTING SLIDING GLASS DOOR AND FRAME COMPLETE.
- D04 REMOVE EXISTING CMU PARTITION. RECESS AT FLOOR TO ACHIEVE FLUSH WALKING SURFACE. PATCH FLOOR SLAB
- D06 REMOVE EXISTING ACT CEILING SYSTEM IN ITS ENTIRETY. INCLUDE ALL HANGERS, CORNER TRIMS, RETAIN SLAB ATTACHMENTS DEMOED SOUND BY INSTALLER FOR REUSE.
- D06M REMOVE EXISTING ACT CEILING AS REQUIRED TO COMPLETE MECHANICAL SCOPE OF WORK. COORDINATE WITH MECH DWGS SALVAGE FOR REINSTALLATION, OR PROVIDE AND INSTALL NEW
- D07 REMOVE EXISTING RESILIENT FLOORING (CARPET TO SLAB REMOVE RESILIENT WALL BASE. COORDINATE REMOVALS WITH MECH DWGS WHERE INDICATED AS "ASBESTOS FLOOR TILES". PREPARE SURFACES FOR INSTALLATION OF NEW FINISHES AS SCHEDULED.
- D08 REMOVE EXISTING STOREFRONT WINDOW SYSTEM COMPLETE. CLEAN AND PREP MASONRY OPENING TO RECEIVE NEW STOREFRONT SYSTEM
- D09 REMOVE EXISTING WOOD CASEWORK AND PLAM COUNTERTOP
- D10 REMOVE EXISTING BUILT-IN SINK BASE AND COUNTERTOP. PLUMBING FIXTURE AND ASSOCIATED PIPING. COORDINATE WITH PLUMBING DWGS AND NEW PLUMBING SCOPE.
- D11 REMOVE EXISTING - REMOVE EXISTING BUILT-IN CASEWORK
- D12 REMOVE EXISTING TOILET PARTITIONS COMPLETE.
- D13 REMOVE EXISTING PLUMBING FIXTURE. COORDINATE REMOVALS WITH PLUMBING DWGS.
- D14 REMOVE EXISTING EXTERIOR CMU MASONRY WALL. CLEAN M.O. TO ACCOMMODATE INSTALLATION OF STOREFRONT SYSTEM
- D15 REMOVE EXISTING FLOOR SLAB AT HATCHED LOCATION. COORDINATE WITH PLUMBING SCOPE OF WORK. SEE PLUMB DWGS.
- D16 REMOVE EXISTING ALUM STORE FRONT. COMPLETE.
- D17 REMOVE PORTION OF CMU WALL & CMU CHASE
- D18 REMOVE EXISTING PARTITION COMPLETE.
- D19 REMOVE PORTION OF WALL.
- D20 REMOVE EXISTING VIEW WINDOW
- D21 REMOVE EXISTING RAISED BOOT SHELF. COAT HOOKS & SHELF ABOVE
- D22 REMOVE WINDOW COMPLETE
- D23 REMOVE MARKER/CHACK/TACK BOARDS & TACK STRIPS COMPLETELY
- D26 REMOVE PORTION OF GYMNASIUM WOOD FLOOR



DEMOLITION GENERAL NOTES:

1. REFER TO FLOOR PLANS TO DETERMINE EXTENT OF REMOVALS AND DEMOLITION IN REFERENCE TO NEW WORK.
2. REFER TO CIVIL, STRUCTURAL, MECHANICAL, PLUMBING AND ELECTRICAL DRAWINGS FOR ADDITIONAL REMOVALS AND DEMOLITION.
3. ALL DEMOLITION WORK SHALL CONFORM TO ALL LOCAL, STATE AND NATIONAL SAFETY CODES.
4. CONTRACTOR SHALL IDENTIFY ANY AND ALL LOAD BEARING PARTITIONS PRIOR TO THE REMOVAL OF ANY PARTITIONS. TEMPORARY SHORING OF THE PERMANENT STRUCTURE SHALL BE IN PLACE PRIOR TO REMOVAL OF SUCH PARTITIONS.
5. THE CONTRACTOR SHALL IDENTIFY ALL LOCATIONS WHERE PENETRATIONS ARE REQUIRED IN EXISTING WALLS (MECH, PLUMB, ELEC), PROPER OPENING SIZES SHALL BE PROVIDED WITH HEADERS OR LINTELS.
6. THE CONTRACTOR SHALL COORDINATE WITH OWNER. REMOVAL AND/OR RELOCATION OF ALL TAGBOARDS, MARKERBOARDS, SIGNAGE FIXTURES, SHELVES, FURNITURE, ETC. THAT WILL BE DISTURBED AS PART OF THIS PROJECT.
7. TERMINATE AND CAP ANY UTILITY IN WALLS, CEILING, FLOORS TO BE REMOVED AND NOT INTENDED FOR REUSE. PENETRATIONS SHALL BE PATCHED, CORE FILLED AND FIRE PROTECTED ACCORDING TO CODE.
8. PATCH ANY DISTURBED FINISHES TO MATCH EXISTING ADJACENT SURFACE UNLESS OTHERWISE NOTED.
9. REMOVAL OF ASBESTOS TO BE COORDINATED BY CM AND OWNER.
10. REMOVE SLAB IN AREAS INDICATED BY HATCH TO ALLOW FOR INSTALLATION OF NEW UTILITIES, ETC. COORD WITH STRUCT FOR INFL.

Issues and Revisions	
Date	Description
02-27-17	DESIGN DEVELOPMENT
06-31-17	75% REVIEW
10-06-17	CONSTRUCTION DOCUMENTS
10-18-17	ADDENDUM #1



PA / PE: MDL © 2017
Drawn By: ERP Harriman Associates

DEMO PLAN - AREA C

A1 FIRST FLOOR DEMOLITION PLAN
SCALE: 1/8" = 1'-0"

A05.3